

Term 1

STUDENT'S BOOK
2

WE CAN!

Yoko Matsuka and Glenn McDougall

Mc
Graw
Hill

We Can! Student's Book 2

We Can! Copyright © 2009 by McGraw-Hill Education

Adaptation Copyright © 2023 by McGraw-Hill Education (UK) Limited

Published by arrangement with McGraw Hill LLC

ALL RIGHTS RESERVED. NO PART OF THIS BOOK MAY BE REPRODUCED OR TRANSMITTED IN ANY FORM OR BY ANY MEANS, ELECTRONIC OR MECHANICAL, INCLUDING PHOTOCOPYING, RECORDING OR BY INFORMATION STORAGE AND RETRIEVAL SYSTEMS, WITHOUT PERMISSION IN WRITING FROM MCGRAW HILL.

ISBN: 9781398928121

Series consultant: Mayumi Tabuchi

Project manager: Judy MacDonald, **Development editor:** Steve Longworth, **Editor:** Anne Tseng,

Production manager: Alfonso Reyes, **Designer:** Kate Vandestadt, **Design supervision:** Peter Shaw



www.mheducation.com

© 2023. Exclusive rights by McGraw-Hill Education (UK) Limited for manufacture and export. This book cannot be re-exported from the country to which it is sold by McGraw-Hill Education (UK) Limited.

Photo Credits

SB: iii (t)©Tatweer Co. for Educational Services; **18** (tcr)©Eric Isselee/Shutterstock, (tr)©Aleksandr Bryliaev/Alamy Stock Photo, (cl)©Life on white/Alamy Stock Photo, (cr)©Life on white/Alamy, (bcl)©Ian 2010/Shutterstock, (br)©Judith Collins/Alamy Stock Photo; **20** (b)©D. Hurst/Alamy Stock Photo, (br)©valzan/Shutterstock, (inset)©Life on white/Alamy Stock Photo; **24** (c)©Save nature and wildlife/Shutterstock, (tc)©McGraw-Hill Education; **26** (tl)©oleksiy/123RF, (tr)©Life on white/Alamy Stock Photo, (cl)©Allan Swart/Alamy Stock Photo, (cr)©D. Hurst/Alamy Stock Photo, (bl)©YAY Media AS/Alamy, (br)©Enjoylife/Alamy Stock Photo; **34** (cl)©baibaz/Shutterstock; **36** (inset)©Life on white/Alamy Stock Photo, (7)©valzan/Shutterstock, (11)©Save nature and wildlife/Shutterstock; **37** (12)©McGraw-Hill Education.

WB: 47 (cr)©Katsiaryna Drobysheva/Shutterstock; **57** (tl)©Lev Kropotov/Alamy, (br)©Anton Starikov/Alamy Stock Photo; **65** (5)©Save nature and wildlife/Shutterstock, (3)©McGraw-Hill Education; **68** (cl)©Bogdan Florea/Shutterstock, (cr)©LuXpics/Shutterstock.



Contents



Student's Book		
Introduction:	Classroom English	2
Unit 1	Feelings	4
Unit 2	Things We Wear	12
Unit 3	Things We Do	20
Phonics Practice		28
Picture Dictionary		35
Audio Track Lists		38
Word List		40
Objectives		41
Workbook		43



Syllabus

Unit and Topic	Talk Time	Rhythms and Listening
Introduction	<p>Good morning. Welcome to class. Let's play a game. Good idea! Watch me. Make pairs. Okay. Let's start! Yeah! Okay! Stop! Are you ready? Let's do it again. One more time. Please listen to me. Wow! Good job! Let's finish. You were great! Good-bye.</p>	
1 Feelings	<p>Hello. Hi. It's nice to meet you. It's nice to meet you, too. How are you? I'm great, thanks. And you? I'm fine.</p>	<p>Chant: <i>If You're Happy and You Know It</i> Clap your hands. Stamp your foot. Nod your head. Snap your fingers. Thump your chest.</p>
2 Things We Wear	<p>Wow! I like your (hat). Thank you. Whose (hat) is this? It's not mine. It's mine. Thank you. You're welcome.</p>	<p>Chant: <i>Who is Wearing Green?</i> I am wearing green today. Look at me. I am. I'm not. Color review</p>
3 Things We Do	<p>Hello. Can I speak to (Joe)? Speaking. What are you doing? I'm (watching TV). And you? I'm (eating snacks).</p>	<p>Chant: <i>What Are You Doing?</i> I'm doing karate. I'm playing football.</p>

Words in Action	Phonics	Phonics Practice
<p>What's the matter? I'm (hungry, thirsty, hot, cold, sleepy, scared).</p>	<p>Consonants-C and Cl, L and Cl cap, clap, lock, clock Long/short vowels a and a_e, i and i_e cap, cape, tap, tape, pin, pine, ink, Tim, time, iron</p>	<p>Phonics Jingle</p>
<p>I'm wearing (a T-shirt, a jacket, a cap, jeans, a skirt, sunglasses, a sweater, a blouse, a hat, shoes).</p>	<p>Consonants – P and B <i>P and B Jingles</i> parrot, pen, panda bear, banana, bed Consonant clusters – pl and bl plane, plate, blue, black -gr, grass, green, great -who, whose, who and what, white</p>	<p>Handwriting Practice: Phonics Key Words</p>
<p>What are you doing? I'm (watching TV, eating snacks, doing karate / my homework, playing football / computer games).</p>	<p>Consonants – T and D <i>T and D Jingles</i> tiger, tomato, telephone door, doll, duck -ph, phone, photo, phonics, elephant -ing, ring, wing, speaking, doing, watching, eating, playing tr and dr, tree, truck, dress, drink</p>	<p>Words with a e i o u</p>

Introduction: Classroom English

1 Listen and point.



1



Good morning.
Welcome to class.

Let's play a game.

Good idea!

2



Watch me.

3



Make pairs.

4



Let's start!

5



Okay! Stop!





Unit 1 Feelings

Talk Time

1 Listen and point.



2 Practice the talks in pairs.

3 Act out the talks in pairs.



Remember the Big Four



The Answers:

2.

A: Hello!

B: Hi. It's nice to meet you.

A: It's nice to meet you, too.

B: Hi. How are you?


A: I'm great, thanks, and you?

B: I'm fine.

Fun Time!

4 Greeting Line

Talk to the teacher and leader.



I Can ...

- greet my teacher and ask "How are you?"
- say "I'm first, second, third ..."



GOAL 01



GOAL 02

Rhythms and Listening

1 Chant and do.



If You're Happy and You Know It

If you're **happy** and you **know** it,

Clap your **hands**. (👏, 👏)

If you're **happy** and you **know** it,

Clap your **hands**. (👏, 👏)

If you're **happy** and you **know** it,

Then your **face** will surely **show** it,

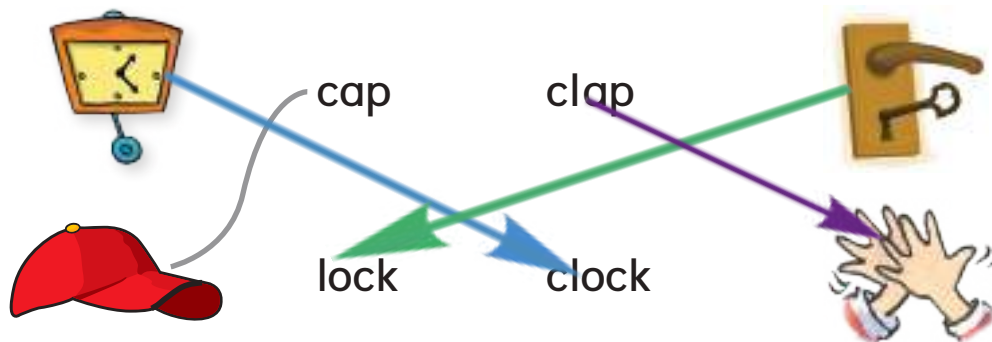
If you're **happy** and you **know** it,

Clap your **hands**. (👏, 👏)



Sounds and Letters

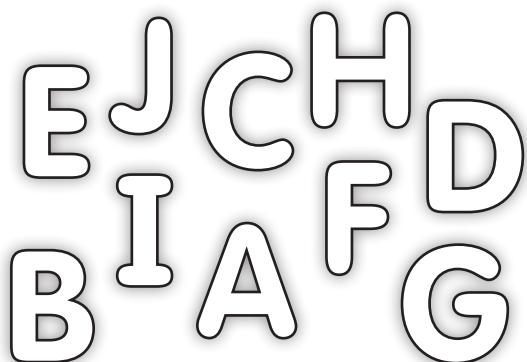
2 Listen, say, and match.




Fun Time!

3 Confusion Game

Try and trick your partner!



F is the seventh letter of the alphabet.



No, it's the sixth letter. G is the seventh letter.

1 first

2 second

3 third

4 fourth

5 fifth

6 sixth

7 seventh

8 eighth

9 ninth

10 tenth

This is fun!



Ha-ha!



I Can ...

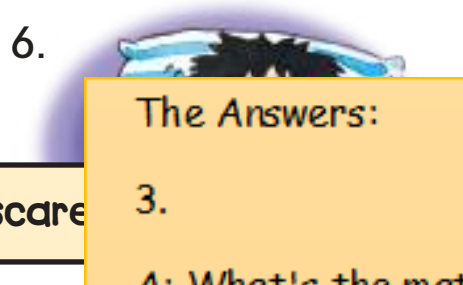
- chant the *If You're Happy and You Know It* chant with a partner.
- play the Confusion Game with a partner and say "sixth, seventh, eighth, ..."





Words in Action

1 Listen, point, and say.



2 Listen and do.

3 Practice and do in pairs.



The Answers:

3.
A: What's the matter?
B: I'm thirsty.

A: What's the matter?
B: I'm sleepy.

A: What's the matter?
B: I'm scared.


A: What's the matter?
B: I'm hot.

A: What's the matter?
B: I'm cold.

Fun Time!

4 Same as the Leader Game

Do the same action as the leader.



I Can ...

- act out three feelings.
- ask a friend "What's the matter?"





Phonics

1 Listen, point, and say.





A says ... a, a,  and A says ... a, a, 
apple apron

a







 
cap tap

a_e

 
cape tape

2 Listen and number 1 for **a** and 2 for **a_e**. Then say.





1		1		1	
1		2		2	


3 Listen, say, and match.





I says ... i, i, ink and I says ... i, i, iron


ink 

iron 

pin 







Tim

pine

time

Fun Time!

4 Phonics Game

Mime and say in pairs.



I Can ...

- listen and point to the right pictures and words.
- say, read, and write the sounds for a, apple; a, cape; i, pin; i, pine by myself.



Advice Time

A kind word is a form of charity.
- Prophet Muhammad (peace be upon him)



Unit 2 Things We Wear

Talk Time

1 Listen and point.



2 Practice and act out the talks in pairs.

Sounds and Letters

3 Listen, point, and number. Then say.



2 whose 1 who 3 what 4 white

Who's wearing white? The girl's wearing white.



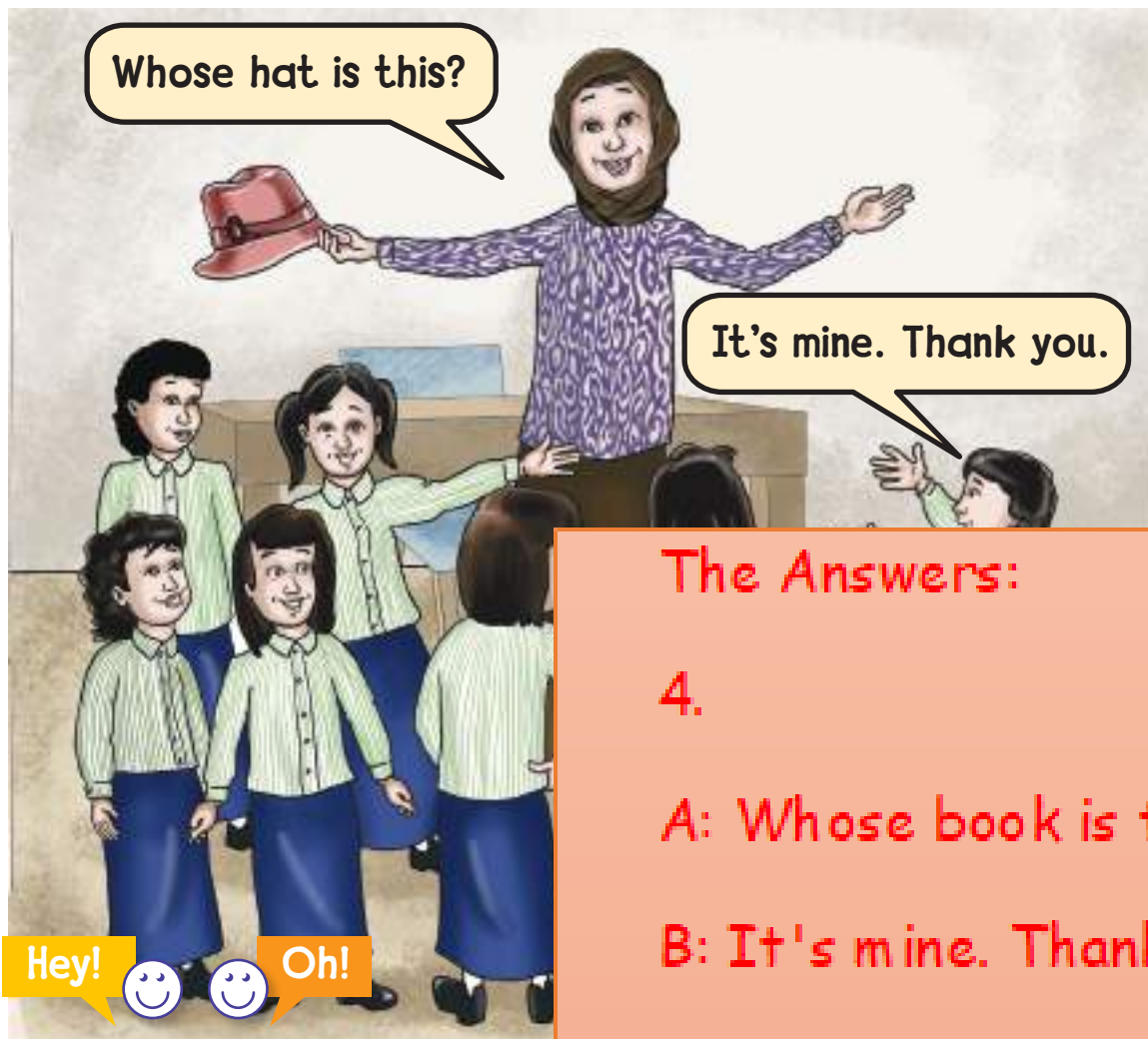
Fun Time!

Grammar Toolbox
It's my hat. → It's mine.
It's not my hat. → It's not mine.

4 Whose ... is This?

Ask your classmates about people's belongings.

CD1 17



The Answers:

4.

A: Whose book is this?

B: It's mine. Thank you.

A: Whose bag is this?

B: It's mine. Thank you.

A: Whose eraser is this?

B: It's mine. Thank you.

I Can ...

- ask "Whose ... is this"
- meet someone and s



Rhythms and Listening

1 Chant and clap the rhythm.



Who is Wearing Green?

Green, green, green, green.

Who is wearing green today?

Green, green, green, green.

Who is wearing green?

I am wearing green today.

Look at me,

And you will see,

That I am wearing green today.



Sounds and Letters

2 Listen, point, and say. Then write the missing letters.



green grass

The grass is green. It's great!



Fun Time!

Grammar Toolbox
Who's = Who is

3 Clothes Color Basket

Ask about the colors your classmates are wearing.

CD1 20



I Can ...

- chant the *Who is Wearing Green?* chant.
- say three colors that I'm wearing today.



GOAL 11



GOAL 12

Now go to pages 30, 31

15

Unit 2

Words in Action

1 Listen, point, and chant.



Boys

I'm wearing ...



Girls

I'm wearing ...



1. a cap
2. sunglasses
3. a T-shirt
4. a jacket
5. jeans

6. a hat
7. a blouse
8. a sweater
9. a skirt
10. shoes

2 Practice saying the chants.

Boys chant the boys' clothes. Girls chant the girls' clothes.

Fun Time!

3 Touch the screen.

Listen and touch the right picture! Use two hands.



What? Once more, please! I can't remember.



I Can ...

- say the names of five things that you can wear.
- name two things I am wearing, saying "I'm wearing ... and ... today."



Phonics

1 Listen, read, and say.



P and B Jingles

P says p, p, parrot.
 says p, p, pen.
 says p, p, panda.

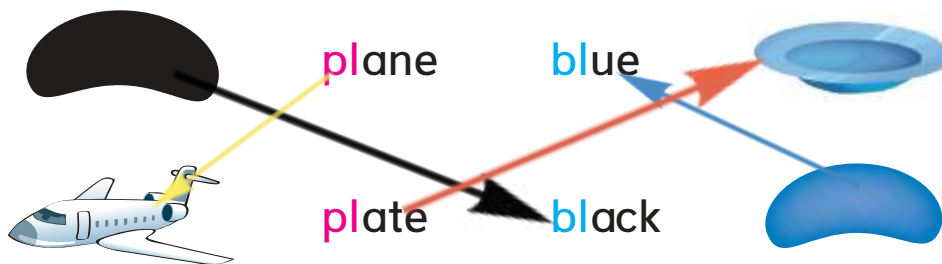


B says b, b, bear.
 says b, b, banana.
 says b, b, bed.



Sounds and Letters

2 Listen, say, and match. Then write the missing letters.




The ___ate is ___ue.

Fun Time!

3 Does It Move?

Hold a tissue in front of your mouth and say the words.



I Can ...

- tell if the words start with p or b.
- say two words that begin with p and two words that begin with b.



Advice Time

Dress neatly.



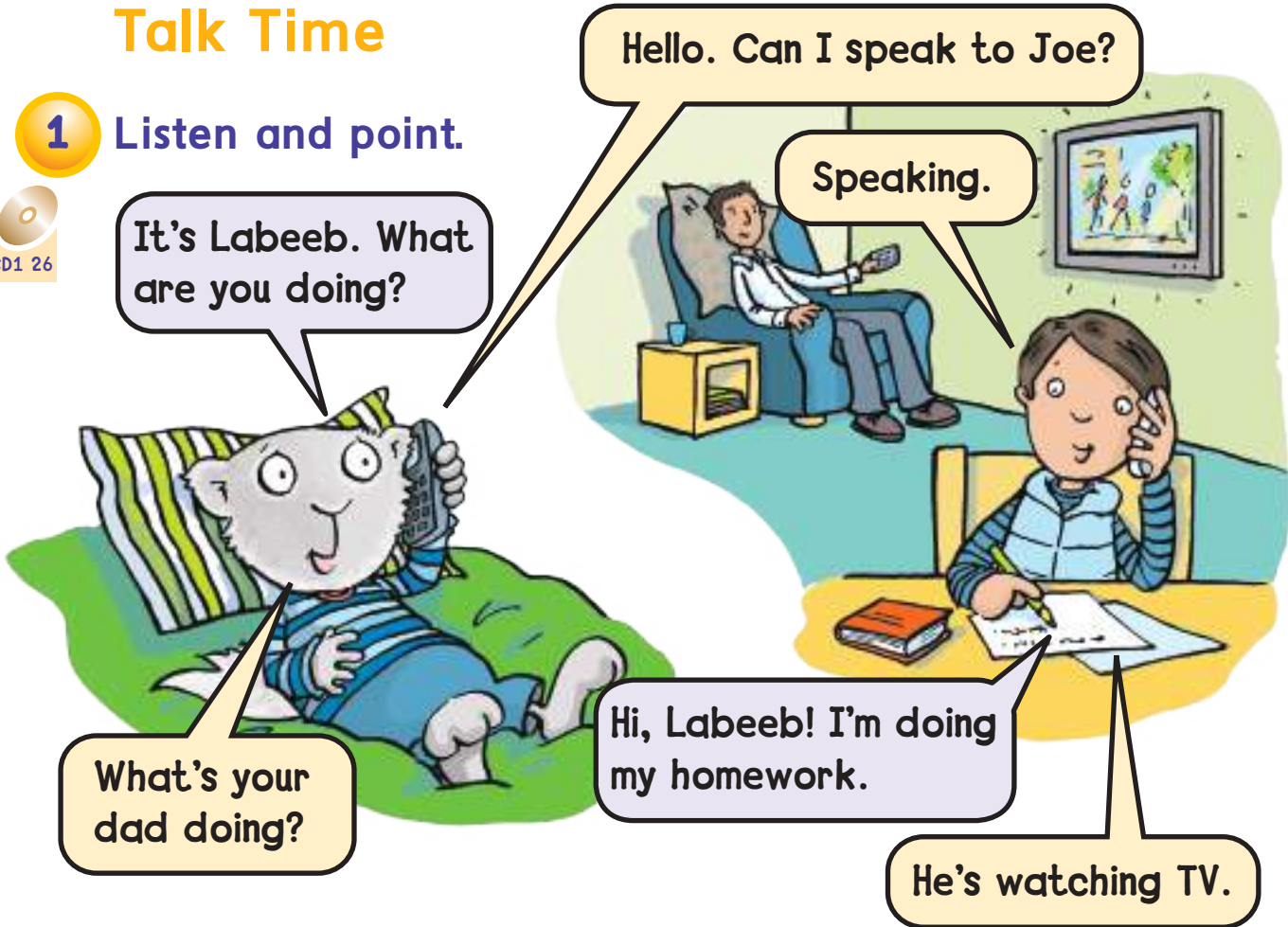
Now go to pages 32, 33



Unit 3 Things We Do

Talk Time

1 Listen and point.



It's Labeeb. What are you doing?

Hello. Can I speak to Joe?

Speaking.

What's your dad doing?

Hi, Labeeb! I'm doing my homework.

He's watching TV.

2 Practice and act out the talks in pairs.

Sounds and Letters

3 Listen, say, and match. Then write the missing letters.



phone photo phonics elephant


I like the elep h ant p h oto.

Fun Time!

4 Telephone Conversation



Act out a telephone conversation. Call a friend and ask what he or she is doing.



I Can ...

- act out the telephone talks with a partner.
- have a telephone conversation in English.





Rhythms and Listening

1 Listen and chant.



What Are You Doing?

What are you **doing**?

I'm **doing karate**, **doing karate**,
doing karate.



What are you **doing**?

I'm **doing karate**,
and **how** about **you**?

What are you **doing**?

I'm **playing football**, **playing football**,
playing football.



What are you **doing**?


I'm **playing football**,
and **how** about **you**?

2 Chant again and do.

Fun Time!

3 True or False Action Game

Run to the T or F when your teacher does the action.



I Can ...

- chant the *What Are You Doing?* chant.
- play the True or False Action Game with a friend.





Words in Action

1 Listen, point, and say.



1. doing my homework



2. watching TV



3. eating snacks



4. doing karate



5. playing football



6. playing computer games

Sounds and Letters

2 Listen, point, and say. Then read and circle.



gring

ring

rink



wink

giwn

wing



speak

speaking

peaking





Grammar Toolbox



I'm **playing** football. → sports with a ball

I'm **doing** karate. → sports without a ball




Fun Time!

3

Card Snap Game

When your teacher says the sentence, hit the card.



I Can ...

- play the Card Snap Game with friends.
- say two things when asked “What are you doing?”



Phonics

1 Listen, read, and say.



T and D Jingles

T says t, t, tiger.
says t, t, tomato.
says t, t, telephone.



D says d, d, door.
says d, d, doll.
says d, d, duck.



Sounds and Letters

2 Listen, number, and say. Then write **tr** or **dr** in the blanks.



t **r** ee

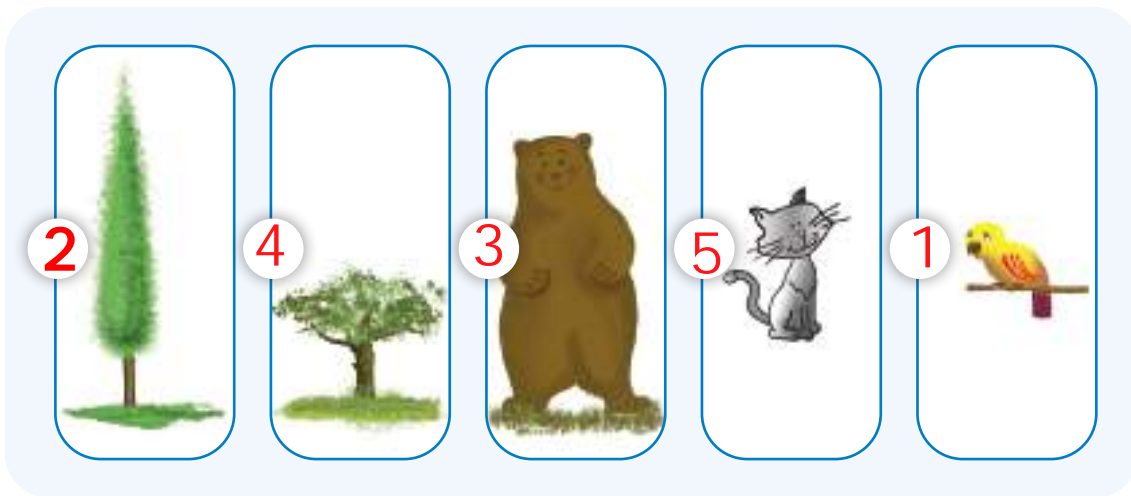
t **r** uck

dr ess

dr ink

Fun Time!

3 Listen and touch the right picture.
Play with a partner.



Where is it?



Here it is. I found it!



I Can ...

- tell if the words start with t or d.
- say two words that begin with t or d, and describe things.



Advice Time

Do what's right.



Phonics Jingle



1 Listen and chant.



2 Listen and point to the letters, then the pictures.

A says ... **a, a, apple.**

Aa

apple



Bb

bear



Cc

cow



Dd

duck



Ee

egg



Ff

fish



Gg

goat



Hh

hat



Ii

ink



Jj

jet



Kk

kiwi



Ll

lion



Mm

monkey



Nn

nest



Oo

octopus



Pp

parrot



Qq

quilt



Rr

rabbit



Ss

sun



Tt

tiger



Uu

umbrella



Vv

vase



Ww

wolf



Xx

fox



Yy

yard



Zz

zebra



3 Unscramble the letters and write the words.

rbea

b e a r

dkcu

d u c k

otag

g o a t

iwki

k i w i

ykemno

m o n k e y

rtapro

p a r r o t

itrbab

r a b b i t

greti

t i g e r

lubrleam

u m b r e l l a

bazre

z e b r a

Handwriting Practice: Phonics Key Words

① Read and say.

② Trace and copy.



apple

apple

apple



bear

bear

bear



cow

cow

cow



duck

duck

duck



egg

egg

egg



fish

fish

fish



goat



hat

hat

hat



ink

ink

ink



jet

jet

jet



kiwi

kiwi

kiwi



lion

lion

lion



monkey

monkey

monkey



nest nest nest



octopus octopus octopus



parrot parrot parrot



quit quit quit



rabbit rabbit rabbit



sun sun sun



tiger tiger tiger



umbrella umbrella umbrella



vase vase vase



wolf wolf wolf



fox fox fox



yard yard yard



zebra zebra zebra

Words with a e i o u

1 Listen and write the letter *a*, *e*, *i*, *o*, or *u*. Then match with the pictures.

CD2 04

1. art

2. orange

3. elephant

4. ink

18



5. Umbrella

6. apricot

7. Under

8. eighteen

2 Listen, point, and say. Then draw a line to the right picture.

CD2 05



We call it 'a', but say **apple**.



We call it 'a', so we say **apron**.

We call it 'e', but we say **elephant**.



We call it 'e', so we say **eleven**.

We call it 'i', but we say **ink**.

We call it 'i', so we say **ice cream**.

11

We call it 'o', but we say **orange**.

We call it 'o', so we say **open**.

We call it 'u', but we say **umbrella**.



We call it 'u', so we say **uniform**.

We call them sounds and letters!



Picture Dictionary



apron p10



bear p18



blouse p16



cap p6



clap p6



clock p6



cold p8



doing karate p22



doing my homework p20



dress p17



eating snacks p21



elephant p20



glasses p17



hot p8




hungry p8



iron p10




lock p6



phonics p20



photo p20



pine p10



plane p18



plate p18



playing computer
games p24



playing football
p24



ring p24



sandals p17



scared p8



shirt p17



shoes p17



skirt p16



sleepy p8



speaking p20



tap p10



tape p10



thirsty p8



watching TV p24

CD 1 Audio Track List

Track	Unit	Student Book Section
2	Intro	Exercise 1. Listen and point
3	1	Exercise 1. Listen and point
4	1	Exercise 4. Greeting Line
5	1	Exercise 1. Chant and do
6	1	Exercise 2. Listen, say, and match
7	1	Exercise 3. Confusion Game
8	1	Exercise 1. Listen, point, and say
9	1	Exercise 3. Practice and do in pairs
10	1	Exercise 4. Same as the Leader Game
11	1	Exercise 1. Listen, point, and say
12	1	Exercise 2. Listen and number
13	1	Exercise 3. Listen, say, and match
14	1	Exercise 4. Phonics Game
15	2	Exercise 1. Listen and point
16	2	Exercise 3. Listen, point, and number
17	2	Exercise 4. Whose ... is This?
18	2	Exercise 1. Chant and clap the rhythm
19	2	Exercise 2. Listen, point, and say
20	2	Exercise 3. Clothes Color Basket
21	2	Exercise 1. Listen, point, and chant
22	2	Exercise 3. Touch the screen
23	2	Exercise 1. Listen, read, and say
24	2	Exercise 2. Listen, say, and match
25	2	Exercise 3. Does It Move?
26	3	Exercise 1. Listen and point
27	3	Exercise 3. Listen, say, and match
28	3	Exercise 4. Telephone Conversation
29	3	Exercise 1. Listen and chant
30	3	Exercise 3. True or False Action Game
31	3	Exercise 1. Listen, point, and say
32	3	Exercise 2. Listen, point, and say
33	3	Exercise 3. Card Snap Game
34	3	Exercise 1. Listen, read, and say
35	3	Exercise 2. Listen, number, and say
36	3	Exercise 3. Listen and touch the right picture

CD 2 Audio Track List

Track	Unit	Phonics Practice
2	1	Exercise 1 Listen and chant
3	1	Exercise 2 Listen and point
4	3	Exercise 1 Listen and write
5	3	Exercise 2 Listen, point, and say

CD 3 Audio Track List

Track	Unit	Workbook Section
2	1	Exercise 1. Listen, point, and practice
3	1	Exercise 1. Listen, point, and practice
4	1	Exercise 1. Listen, say, and do
5	1	Exercise 1. Listen and touch
6	1	Exercise 1. Listen, point, and practice
7	1	Exercise 1. Listen, point, and practice
8	1	Exercise 1. Listen, point at the pictures
9	1	Exercise 1. Listen, number the pictures
10	2	Exercise 1. Listen, point, and practice
11	2	Exercise 1. Listen, point, and practice
12	2	Exercise 1. Listen and chant
13	2	Exercise 1. Listen and color
14	2	Exercise 1. Listen, point, and practice
15	2	Exercise 1. Listen, point, and practice
16	2	Exercise 1. Listen and practice
17	2	Exercise 1. Listen, point, and practice
18	3	Exercise 1 Listen, point, and practice
19	3	Exercise 1. Listen, point, and practice
20	3	Exercise 1. Listen and chant
21	3	Exercise 1. Listen, point, and practice
22	3	Exercise 1. Listen, point, and practice
23	3	Exercise 1. Listen, point, and practice
24	3	Exercise 1. Listen and practice
25	3	Exercise 1. Listen, point, and practice

Word List

- Apron p 10, 34
Blouse p 16
Blue p 15, 18, 19
Cap p 6, 10, 16
Cape p 10, 11
Clap p 6, 14
Clock p 6
Cold p 8
Doing karate p 22, 24, 25
Doing my homework p 20, 24
Dress p 17, 19
Drink p 26
Eating snacks p 21, 24, 25
Eighth p 7
Fifth p 5, 7
First p 5, 7, 25
Fourth p 5, 7
Glasses p 17
Good idea! p 2
Good job! p 3
Good morning! p 2
Grass p 14
Green p 14, 15
Hands p 6, 17
Hat p 12, 13, 16
Hungry p 8, 9
Ink p 10, 28, 31, 34
Iron p 10
Jacket p 16
Jeans p 16
Let's do it again. p 3
Let's play a game. p 2
Lock p 6
Make pairs. p 2
Ninth p 7
One more time. p 3
Orange p 14, 34
Phone p 20
Photo p 20
Pin p 10, 11
Pine p 10, 11
Plate p 18, 19
Playing computer games p 24
Playing football p 22, 24, 25
Please listen to me. p 3
Ring p 24
Sandals p 17
Scared p 8
Second p 5, 7
Seventh p 7
Shake p 28
Shirt p 17
Shoes p 16
Show p 6
Sixth p 7
Skirt p 16
Sleepy p 8
Speaking p 20, 21, 24
Strong p 4
Sunglasses p 16
Sweater p 16
Tap p 10
Tape p 10
Tenth p 7
Third p 5, 7
Thirsty p 8
Tiger p 26
T-shirt p 16
Tree p 26
Watching TV p 20, 24
Watch me. p 2
Weak p 3
Wearing p 12, 14, 15, 16, 17
What's the matter? p 8, 9
Wing p 24

تاريخ	مؤشر	By the end of the year students will be able to:
x	1/7/5	Recognise short and long vowels. Long vowels in "kites", "lugs", "us", "rice". Long vowels in "kiss", "long", "us", "teacher", "short", "us", "bread". Long vowels in "food", "short", "us", "book", "long", "us", "computer", "short", "us", "think".
x	2/7/5	Recognise and differentiate between the endings of plural nouns (s, as in "cars", "toys", "beds", "boxes", "shoes").
x	3/7/5	Recognise and practice some English digraphs (ea, sh, ph, wh).
x	4/7/5	Recognise and produce some consonant blends (pl, ch).
x	5/7/5	Recognise and practice some English consonant blends (tr as in "trip", "go", "as in "green", "tr as in "bread", "pr as in "prince", "pl as in "plant", "gl as in "glass", "t as in "fly", "sl as in "sleep").
x	6/7/5	Recognise and practice some English consonant blends (br as in "brown", "dr as in "dress", "tr as in "tree", "st as in "seat", "sp as in "spoon", "sc as in "snake", "sm as in "small", "sw as in "swear").
x	7/7/5	Ask questions using "how many" in Arabic.
	8/7/5	Identify irregular plural nouns.
	9/7/5	Use the article after noun.
x	10/7/5	Introduce people to each other, e.g. "This is Abdullah".
x	11/7/5	Identify and talk about people using the verb to be.
x	12/7/5	Identify and talk about toys, games and classroom objects.
x	13/7/5	Identify and talk about rooms/furniture in a house.
x	14/7/5	Describe location using prepositions of place (near, on, under, next to, between).
x	15/7/5	Describe physical appearance.
x	16/7/5	Express possession using the verb to be and my, your, his, her, its.
	17/7/5	Describe animals using possessive adjectives (his, her, its).
x	18/7/5	Talk about ability (can/can't).
	19/7/5	Ask about number using "how many" (e.g. "How many?").
	20/7/5	Identify and talk about places in a town and their location using above, below, on, next to, opposite, between.
x	21/7/5	Talk about the weather.
x	22/7/5	Talk about likes and dislikes.
	23/7/5	Talk about food using noun and describe different kinds of food and drink using adjectives (eg. hot/cold/hungry/thirsty).
x	24/7/5	Make suggestions using "let's".
x	25/7/5	Ask about and tell the time (toward, with).
	26/7/5	Identify and talk about the days of the week, months and seasons.
x	27/7/5	Ask and respond to simple sentences about everyday activities in the Present simple tense using the first and second person singular.
x	28/7/5	Create someone's profile at different times of the day, e.g. "Good morning/afternoon/evening/night", "How is it?", "Good night".
x	29/7/5	Identify and talk about different times of the day (morning, afternoon, evening, night).
x	30/7/5	Identify prepositions of time (at, on, off).
	31/7/5	Ask about activities happening at the moment or speaking using the Present Progressive (Affirmative, Negative, Interrogative and short answers).
x	32/7/5	Identify occupations and talk about what someone does using the Present simple (Affirmative, Negative, Interrogative and short answers).
	33/7/5	Ask and answer about possession using the Possessive Case and reflexive.
	34/7/5	Identify and talk about clothes.
x	35/7/5	Follow a short simple text while listening to the audio recording.

عدد الصفحة		الوصف	الترتيب
		By the end of the year students will be able to:	
x	Reading	Read and count cardinal numbers to 100.	36/7/5
		Read and count ordinal numbers from 1 st to 10 th .	37/7/5
x		Read and comprehend simple sentences.	38/7/5
x		Read simple short illustrated stories.	39/7/5
x	Writing	Spell accurately a small number of high frequency words.	40/7/5
x		Write short simple words/phrases to complete a paragraph.	41/7/5
x		Write short simple sentences to convey basic personal information.	42/7/5
x		Apply basic rules of punctuation (e.g. use capital letters, full stops, comma, question marks).	43/7/5
x		Write short answers to written questions.	44/7/5
		Use the definite and indefinite article (a/an, the).	45/7/5
x		Refer to people and things using demonstratives (this, that, these, those).	46/7/5
		Link ideas with <i>because</i> and <i>and</i> .	47/7/5
		Link ideas with <i>but</i> .	48/7/5
		Link ideas with <i>or</i> .	49/7/5