

Term 1

STUDENT'S BOOK
2

WE CAN!

Yoko Matsuka and Glenn McDougall



وزارة التعليم
Ministry of Education
2023 - 1445

Mc
Graw
Hill

We Can! Student's Book 2

We Can! Copyright © 2009 by McGraw-Hill Education

Adaptation Copyright © 2024 by McGraw-Hill Education (UK) Limited

Published by arrangement with McGraw Hill LLC

ALL RIGHTS RESERVED. NO PART OF THIS BOOK MAY BE REPRODUCED OR TRANSMITTED IN ANY FORM OR BY ANY MEANS, ELECTRONIC OR MECHANICAL, INCLUDING PHOTOCOPYING, RECORDING OR BY INFORMATION STORAGE AND RETRIEVAL SYSTEMS, WITHOUT PERMISSION IN WRITING FROM MCGRAW HILL.

ISBN: 9781398928121

Series consultant: Mayumi Tabuchi

Project manager: Judy MacDonald, **Development editor:** Steve Longworth, **Editor:** Anne Tseng,

Production manager: Alfonso Reyes, **Designer:** Kate Vandestadt, **Design supervision:** Peter Shaw



www.mheducation.com

© 2024. Exclusive rights by McGraw-Hill Education (UK) Limited for manufacture and export. This book cannot be re-exported from the country to which it is sold by McGraw-Hill Education (UK) Limited.

Photo Credits

SB: iii (t)©Tatweer Co. for Educational Services; **18** (tcr)©Eric Isselee/Shutterstock, (tr)©Aleksandr Bryliaev/Alamy Stock Photo, (cl)©Life on white/Alamy Stock Photo, (cr)©Life on white/Alamy, (bcl)©Ian 2010/Shutterstock, (br)©Judith Collins/Alamy Stock Photo; **20** (b)©D. Hurst/Alamy Stock Photo, (br)©valzan/Shutterstock, (inset)©Life on white/Alamy Stock Photo; **24** (c)©Save nature and wildlife/Shutterstock, (tc)©McGraw-Hill Education; **26** (tl)©oleksiy/123RF, (tr)©Life on white/Alamy Stock Photo, (cl)©Allan Swart/Alamy Stock Photo, (cr)©D. Hurst/Alamy Stock Photo, (bl)©YAY Media AS/Alamy, (br)©Enjoylife/Alamy Stock Photo; **34** (cl)©baibaz/Shutterstock; **36** (inset)©Life on white/Alamy Stock Photo, (7)©valzan/Shutterstock, (11)©Save nature and wildlife/Shutterstock; **37** (12)©McGraw-Hill Education.

WB: 47 (cr)©Katsiaryna Drobysheva/Shutterstock; **57** (tl)©Lev Kropotov/Alamy, (br)©Anton Starikov/Alamy Stock Photo; **65** (5)©Save nature and wildlife/Shutterstock, (3)©McGraw-Hill Education; **68** (cl)©Bogdan Florea/Shutterstock, (cr)©LuXpics/Shutterstock.



وزارة التعليم

Ministry of Education

2023 - 1445



Contents



Student's Book

Introduction:	Classroom English	2
Unit 1	Feelings	4
Unit 2	Things We Wear	12
Unit 3	Things We Do	20
Phonics Practice		28
Picture Dictionary		35
Audio Track Lists		38
Word List		40
Objectives		41
Workbook		43



Syllabus

Unit and Topic	Talk Time	Rhythms and Listening
Introduction	Good morning. Welcome to class. Let's play a game. Good idea! Watch me. Make pairs. Okay. Let's start! Yeah! Okay! Stop! Are you ready? Let's do it again. One more time. Please listen to me. Wow! Good job! Let's finish. You were great! Good-bye.	
1 Feelings	Hello. Hi. It's nice to meet you. It's nice to meet you, too. How are you? I'm great, thanks. And you? I'm fine.	Chant: <i>If You're Happy and You Know It</i> Clap your hands. Stamp your foot. Nod your head. Snap your fingers. Thump your chest.
2 Things We Wear	Wow! I like your (hat). Thank you. Whose (hat) is this? It's not mine. It's mine. Thank you. You're welcome.	Chant: <i>Who is Wearing Green?</i> I am wearing green today. Look at me. I am. I'm not. Color review
3 Things We Do	Hello. Can I speak to (Joe)? Speaking. What are you doing? I'm (watching TV). And you? I'm (eating snacks).	Chant: <i>What Are You Doing?</i> I'm doing karate. I'm playing football.



Words in Action	Phonics	Phonics Practice
<p>What's the matter? I'm (hungry, thirsty, hot, cold, sleepy, scared).</p>	<p>Consonants – C and Cl, L and Cl cap, clap, lock, clock Long/short vowels a and a_e, i and i_e cap, cape, tap, tape, pin, pine, ink, Tim, time, iron</p>	<p>Phonics Jingle</p>
<p>I'm wearing (a T-shirt, a jacket, a cap, jeans, a skirt, sunglasses, a sweater, a blouse, a hat, shoes).</p>	<p>Consonants – P and B <i>P and B Jingles</i> parrot, pen, panda bear, banana, bed Consonant clusters – pl and bl plane, plate, blue, black -gr, grass, green, great -who, whose, who and what, white</p>	<p>Handwriting Practice: Phonics Key Words</p>
<p>What are you doing? I'm (watching TV, eating snacks, doing karate / my homework, playing football / computer games).</p>	<p>Consonants – T and D <i>T and D Jingles</i> tiger, tomato, telephone door, doll, duck -ph, phone, photo, phonics, elephant -ing, ring, wing, speaking, doing, watching, eating, playing tr and dr, tree, truck, dress, drink</p>	<p>Words with a e i o u</p>





Introduction: Classroom English

1 Listen and point.



1

Good morning.
Welcome to class.

Let's play a game.

Good idea!

2

Watch me.

3

Make pairs.

4

Let's start!

5

Okay! Stop!





Unit 1 Feelings

Talk Time

1 Listen and point.




2 Practice the talks in pairs.

3 Act out the talks in pairs.



Remember the Big Four




1. Use lots of facial expressions, like big smiles.
2. Use your body to make gestures.
3. Talk with a strong voice.
4. Keep eye contact when you speak to someone.

Fun Time!

4 Greeting Line

Talk to the teacher and leader.



I Can ...

- greet my teacher and ask "How are you?"
- say "I'm first, second, third ..."



GOAL 01



GOAL 02

Rhythms and Listening

1 Chant and do.



If You're Happy and You Know It

If you're **happy** and you **know** it,

Clap your **hands**. (👏, 👏)

If you're **happy** and you **know** it,

Clap your **hands**. (👏, 👏)

If you're **happy** and you **know** it,

Then your **face** will surely **show** it,

If you're **happy** and you **know** it,

Clap your **hands**. (👏, 👏)




Sounds and Letters

2 Listen, say, and match.



cap

clap



lock

clock




Fun Time!

3 Confusion Game

Try and trick your partner!



F is the seventh letter of the alphabet.



No, it's the sixth letter. G is the seventh letter.

1 first

2 second

3 third

4 fourth

5 fifth

6 sixth

7 seventh

8 eighth

9 ninth

10 tenth

This is fun!



Ha-ha!



I Can ...

- chant the *If You're Happy and You Know It* chant with a partner.
- play the Confusion Game with a partner and say "sixth, seventh, eighth, ..."





Words in Action

1 Listen, point, and say.



What's the matter?

1.



I'm hungry.

2.



I'm thirsty.

3.



I'm hot.

4.



I'm cold.

5.



I'm sleepy.

6.




I'm scared.

2 Listen and do.

3 Practice and do in pairs.



What's the matter?




I'm hungry.

Fun Time!

4 Same as the Leader Game

Do the same action as the leader.



I Can ...

- act out three feelings.
- ask a friend "What's the matter?"



Phonics

1 Listen, point, and say.



A says ... a, a,



and A says ... a, a,



a

cap

tap

a_e

cape

tape

2 Listen and number 1 for **a** and 2 for **a_e**. Then say.



<input type="checkbox"/>		<input type="checkbox"/>		<input type="checkbox"/>	
<input type="checkbox"/>		<input type="checkbox"/>		<input type="checkbox"/>	

3 Listen, say, and match.



I says ... i, i, ink and I says ... i, i, iron

ink				Tim
iron				pine
pin				time

Fun Time!

4 Phonics Game

Mime and say in pairs.



I Can ...

- listen and point to the right pictures and words.
- say, read, and write the sounds for a, apple; a, cape; i, pin; i, pine by myself.



Advice Time



A kind word is a form of charity.
- Prophet Muhammad (peace be upon him)



Unit 2 Things We Wear

Talk Time

1 Listen and point.



2 Practice and act out the talks in pairs.

Sounds and Letters

3 Listen, point, and number. Then say.



whose 1 who what white

Who's wearing white? The girl's wearing white.



Fun Time!

Grammar Toolbox
It's my hat. → It's mine.
It's not my hat. → It's not mine.

4 Whose ... is This?

CD1 17

Ask your classmates about people's belongings.



I Can ...

- ask "Whose ... is this?"
- meet someone and say "I like your ..."



GOAL 09



GOAL 10



Rhythms and Listening

1 Chant and clap the rhythm.



Who is Wearing Green?

Green, green, green, green.

Who is wearing green today?

Green, green, green, green.

Who is wearing green?

I am wearing green today.

Look at me,

And you will see,

That I am wearing green today.



Sounds and Letters

2 Listen, point, and say. Then write the missing letters.



green grass

The grass is green. It's green!



Fun Time!

Grammar Toolbox
Who's = Who is

3 Clothes Color Basket

Ask about the colors your classmates are wearing.



I Can ...

- chant the *Who is Wearing Green?* chant.
- say three colors that I'm wearing today.





Words in Action

1 Listen, point, and chant.



Boys I'm wearing ...



Girls I'm wearing ...



1. a cap
2. sunglasses
3. a T-shirt
4. a jacket
5. jeans

6. a hat
7. a blouse
8. a sweater
9. a skirt
10. shoes

2 Practice saying the chants.

Boys chant the boys' clothes. Girls chant the girls' clothes.

Fun Time!

3 Touch the screen.

Listen and touch the right picture! Use two hands.



What?



Once more, please!



I can't remember.



I Can ...

- say the names of five things that you can wear.
- name two things I am wearing, saying "I'm wearing ... and ... today."



Phonics

1 Listen, read, and say.



P and B Jingles

P says p, p, parrot.



says p, p, pen.



says p, p, panda.



B says b, b, bear.



says b, b, banana.



says b, b, bed.



Sounds and Letters

2 Listen, say, and match. Then write the missing letters.



plane

blue



plate

black




The ate is ___ ue.

Fun Time!

3 Does It Move?

Hold a tissue in front of your mouth and say the words.



I Can ...

- tell if the words start with p or b.
- say two words that begin with p and two words that begin with b.



Advice Time



Dress neatly.

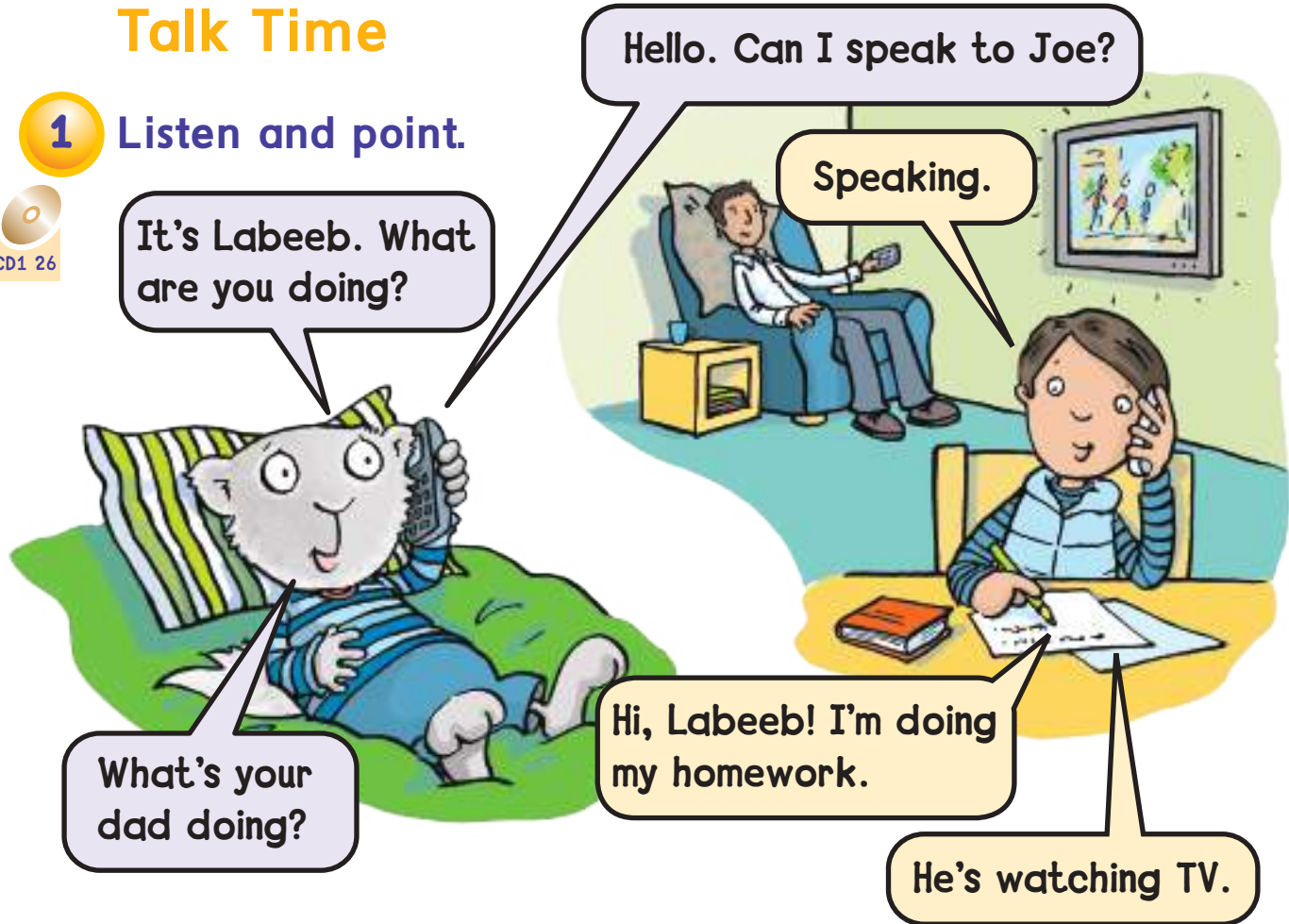




Unit 3 Things We Do

Talk Time

1 Listen and point.



It's Labeeb. What are you doing?

Hello. Can I speak to Joe?

Speaking.

What's your dad doing?

Hi, Labeeb! I'm doing my homework.

He's watching TV.

2 Practice and act out the talks in pairs.

Sounds and Letters

3 Listen, say, and match. Then write the missing letters.



phone	photo	phonics	elephant
			


I like the ele _ _ ant _ _ oto.

Fun Time!

4 Telephone Conversation



Act out a telephone conversation. Call a friend and ask what he or she is doing.



I Can ...

- act out the telephone talks with a partner.
- have a telephone conversation in English.





Rhythms and Listening

1 Listen and chant.



What Are You Doing?

What are you **doing**?

I'm **doing karate**, **doing karate**,
doing karate.



What are you **doing**?

I'm **doing karate**,
and **how** about **you**?

What are you **doing**?

I'm **playing football**, **playing football**,
playing football.



What are you **doing**?


I'm **playing football**,
and **how** about **you**?

 **Chant** again and do.

Fun Time!

3 True or False Action Game

Run to the T or F when your teacher does the action.



I Can ...

- chant the *What Are You Doing?* chant.
- play the True or False Action Game with a friend.





Words in Action

1 Listen, point, and say.



1. doing my homework



2. watching TV



3. eating snacks



4. doing karate



5. playing football



6. playing computer games

Sounds and Letters

2 Listen, point, and say. Then read and circle.



gring

ring

rink



wink

giwn

wing



speak

speaking

peaking





Grammar Toolbox




I'm playing football. → sports with a ball
 I'm doing karate. → sports without a ball

Fun Time!

3 Card Snap Game

When your teacher says the sentence, hit the card.



I Can ...

- play the Card Snap Game with friends.
- say two things when asked “What are you doing?”





Phonics

1 Listen, read, and say.



T and D Jingles

T says t, t, tiger.
 says t, t, tomato.
 says t, t, telephone.



D says d, d, door.
 says d, d, doll.
 says d, d, duck.



Sounds and Letters

2 Listen, number, and say. Then write **tr** or **dr** in the blanks.



___ ee

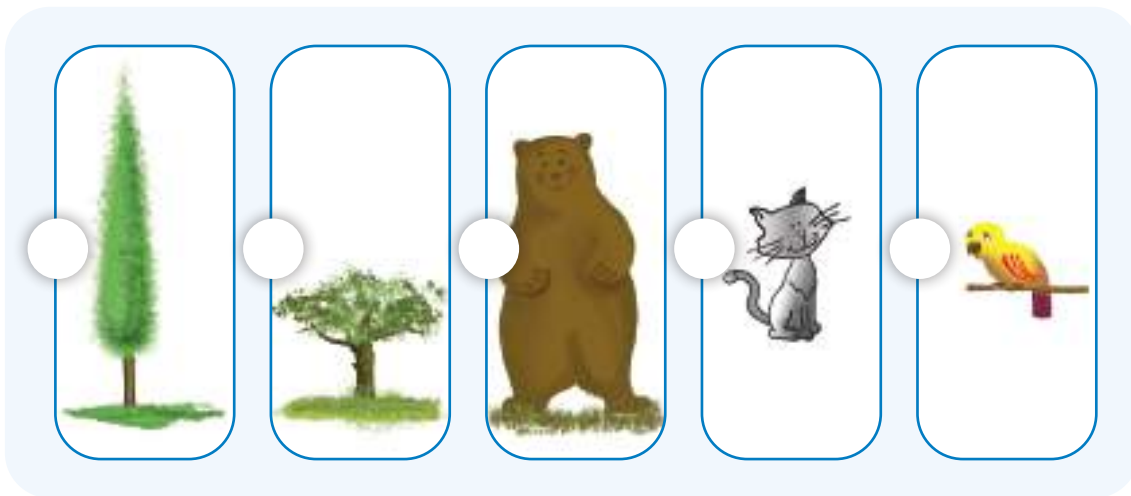
___ uck

___ ess

___ ink

Fun Time!

3 Listen and touch the right picture.
Play with a partner.



Where is it?



Here it is. I found it!



I Can ...

- tell if the words start with t or d.
- say two words that begin with t or d, and describe things.



Advice Time



Do what's right.



Phonics Jingle



1 Listen and chant.



2 Listen and point to the letters, then the pictures.

A says ... **a, a, apple.**

Aa

apple



Bb

bear



Cc

cow



Dd

duck



Ee

egg



Ff

fish



Gg

goat



Hh

hat



Ii

ink



Jj

jet



Kk

kiwi



Ll

lion



Mm

monkey



Nn

nest



Oo

octopus



Pp

parrot



Qq


quilt



Rr

rabbit





3 Unscramble the letters and write the words.

rbea

b _ _ _

dkcu

d _ _ _

otag

g _ _ _

iwki

k _ _ _

ykemno

m _ _ _ _ _

rtapro

p _ _ _ _ _

itrbab

r _ _ _ _ _

greti

t _ _ _ _ _

lubrleam

u _ _ _ _ _ _ _

bazre

z _ _ _ _ _

Handwriting Practice: Phonics Key Words

① Read and say.

② Trace and copy.



apple apple apple



bear



cow



duck



egg



fish



goat



hat



ink



jet



kiwi



lion



monkey



nest



octopus



parrot



quilt



rabbit



sun



tiger



umbrella



vase



wolf



fox



yard



zebra



Words with a e i o u

1 Listen and write the letter *a, e, i, o, or u*. Then match with the pictures.

CD2 04

1. art

2. ___range

3. ___lephant

4. ___nk



18



5. ___mbrella

6. ___pricot

7. ___nder

8. ___ighteen

2 Listen, point, and say. Then draw a line to the right picture.

CD2 05



We call it 'a', but say **apple**.



We call it 'a', so we say **apron**.

We call it 'e', but we say **elephant**.



We call it 'e', so we say **eleven**.

We call it 'i', but we say **ink**.

We call it 'i', so we say **ice cream**.

11

We call it 'o', but we say **orange**.

We call it 'o', so we say **open**.



We call it 'u', but we say **umbrella**.

We call it 'u', so we say **uniform**.

We call them sounds and letters!



Picture Dictionary



apron p10



bear p18



blouse p16



cap p6



clap p6



clock p6



cold p8



doing karate p22



doing my homework p20



dress p17



eating snacks p21



elephant p20



glasses p17



hot p8




hungry p8



iron p10




lock p6



phonics p20



photo p20



pine p10



plane p18




plate p18



playing computer
games p24



playing football
p24





ring p24



sandals p17



scared p8



shirt p17



shoes p17



skirt p16



sleepy p8



speaking p20



tap p10



tape p10



thirsty p8



watching TV p24



CD 1 Audio Track List

Track	Unit	Student Book Section
2	Intro	Exercise 1. Listen and point
3	1	Exercise 1. Listen and point
4	1	Exercise 4. Greeting Line
5	1	Exercise 1. Chant and do
6	1	Exercise 2. Listen, say, and match
7	1	Exercise 3. Confusion Game
8	1	Exercise 1. Listen, point, and say
9	1	Exercise 3. Practice and do in pairs
10	1	Exercise 4. Same as the Leader Game
11	1	Exercise 1. Listen, point, and say
12	1	Exercise 2. Listen and number
13	1	Exercise 3. Listen, say, and match
14	1	Exercise 4. Phonics Game
15	2	Exercise 1. Listen and point
16	2	Exercise 3. Listen, point, and number
17	2	Exercise 4. Whose ... is This?
18	2	Exercise 1. Chant and clap the rhythm
19	2	Exercise 2. Listen, point, and say
20	2	Exercise 3. Clothes Color Basket
21	2	Exercise 1. Listen, point, and chant
22	2	Exercise 3. Touch the screen
23	2	Exercise 1. Listen, read, and say
24	2	Exercise 2. Listen, say, and match
25	2	Exercise 3. Does It Move?
26	3	Exercise 1. Listen and point
27	3	Exercise 3. Listen, say, and match
28	3	Exercise 4. Telephone Conversation
29	3	Exercise 1. Listen and chant
30	3	Exercise 3. True or False Action Game
31	3	Exercise 1. Listen, point, and say
32	3	Exercise 2. Listen, point, and say
33	3	Exercise 3. Card Snap Game
34	3	Exercise 1. Listen, read, and say
35	3	Exercise 2. Listen, number, and say
36	3	Exercise 3. Listen and touch the right picture



CD 2 Audio Track List

Track	Unit	Phonics Practice
2	1	Exercise 1 Listen and chant
3	1	Exercise 2 Listen and point
4	3	Exercise 1 Listen and write
5	3	Exercise 2 Listen, point, and say

CD 3 Audio Track List

Track	Unit	Workbook Section
2	1	Exercise 1. Listen, point, and practice
3	1	Exercise 1. Listen, point, and practice
4	1	Exercise 1. Listen, say, and do
5	1	Exercise 1. Listen and touch
6	1	Exercise 1. Listen, point, and practice
7	1	Exercise 1. Listen, point, and practice
8	1	Exercise 1. Listen, point at the pictures
9	1	Exercise 1. Listen, number the pictures
10	2	Exercise 1. Listen, point, and practice
11	2	Exercise 1. Listen, point, and practice
12	2	Exercise 1. Listen and chant
13	2	Exercise 1. Listen and color
14	2	Exercise 1. Listen, point, and practice
15	2	Exercise 1. Listen, point, and practice
16	2	Exercise 1. Listen and practice
17	2	Exercise 1. Listen, point, and practice
18	3	Exercise 1 Listen, point, and practice
19	3	Exercise 1. Listen, point, and practice
20	3	Exercise 1. Listen and chant
21	3	Exercise 1. Listen, point, and practice
22	3	Exercise 1. Listen, point, and practice
23	3	Exercise 1. Listen, point, and practice
24	3	Exercise 1. Listen and practice
25	3	Exercise 1. Listen, point, and practice



Word List

Apron p 10, 34

Blouse p 16

Blue p 15, 18, 19

Cap p 6, 10, 16

Cape p 10, 11

Clap p 6, 14

Clock p 6

Cold p 8

Doing karate p 22, 24, 25

Doing my homework p 20, 24

Dress p 17, 19

Drink p 26

Eating snacks p 21, 24, 25

Eighth p 7

Fifth p 5, 7

First p 5, 7, 25

Fourth p 5, 7

Glasses p 17

Good idea! p 2

Good job! p 3

Good morning! p 2

Grass p 14

Green p 14, 15

Hands p 6, 17

Hat p 12, 13, 16

Hungry p 8, 9

Ink p 10, 28, 31, 34

Iron p 10

Jacket p 16

Jeans p 16

Let's do it again. p 3

Let's play a game. p 2

Lock p 6

Make pairs. p 2

Ninth p 7

One more time. p 3



Orange p 14, 34

Phone p 20

Photo p 20

Pin p 10, 11

Pine p 10, 11

Plate p 18, 19

Playing computer games p 24

Playing football p 22, 24, 25

Please listen to me. p 3

Ring p 24

Sandals p 17

Scared p 8

Second p 5, 7

Seventh p 7

Shake p 28

Shirt p 17

Shoes p 16

Show p 6

Sixth p 7

Skirt p 16

Sleepy p 8

Speaking p 20, 21, 24

Strong p 4

Sunglasses p 16

Sweater p 16

Tap p 10

Tape p 10

Tenth p 7

Third p 5, 7

Thirsty p 8

Tiger p 26

T-shirt p 16

Tree p 26

Watching TV p 20, 24

Watch me. p 2

Weak p 3

Wearing p 12, 14, 15, 16, 17

What's the matter? p 8, 9

Wing p 24

مؤشر	By the end of the year students will be able to:	تاريخ
x	Recognise short and long vowels. Long vowels in "kites", "long", "us", "rice". Long vowels in "kiss", "long", "us", "teacher", "short", "us", "bread". Long vowels in "food", "short", "us", "book", "long", "us", "computer", "short", "us", "thank", "u".	1/7/5
x	Recognise and differentiate between the endings of plural nouns (s, as in "cars", "toys", "beds", "boxes", "shoes").	2/7/5
x	Recognise and practice some English digraphs (ea, sh, ph, wh).	3/7/5
x	Recognise and produce some consonant blends (pl, ch).	4/7/5
x	Recognise and practice some English consonant blends (t as in "captain", g as in "green", f as in "fiscal", p as in "prince", p l as in "plant", g l as in "glow", t as in "fly", s as in "sleep").	5/7/5
x	Recognise and practice some English consonant blends (tr as in "brown", dr as in "dress", tr as in "trees", st as in "seat", sp as in "spoon", sh as in "shakes", sm as in "small", sw as in "swear").	6/7/5
x	Ask questions using "How many...?"	7/7/5
	Identify irregular plural nouns.	8/7/5
	Use the letter after rule.	9/7/5
x	Introduce people to each other, e.g. "This is Abdullah".	10/7/5
x	Identify and talk about people using the verb to be.	11/7/5
x	Identify and talk about toys, games and classroom objects.	12/7/5
x	Identify and talk about rooms/furniture in a house.	13/7/5
x	Describe location using prepositions of place (near, on, under, next to, between).	14/7/5
x	Describe physical appearance.	15/7/5
x	Express possession using the verb to be and my, our, his, her, its.	16/7/5
	Describe animals using possessive adjectives (his, her, its).	17/7/5
x	Talk about ability (can/can't).	18/7/5
	Ask about number using "How many...?".	19/7/5
	Identify and talk about places in a town and their location using above, below, next to, opposite, between.	20/7/5
x	Talk about the weather.	21/7/5
x	Talk about likes and dislikes.	22/7/5
	Talk about food using noun and describe different kinds of food and drink using adjectives (eg. not healthy, healthy).	23/7/5
x	Make suggestions using "Let's...".	24/7/5
x	Ask about and tell the time (toward, with).	25/7/5
	Identify and talk about the days of the week, months and seasons.	26/7/5
x	Ask and respond to simple sentences about everyday activities in the Present simple tense using the first and second person singular.	27/7/5
x	Create someone's patch at different times of the day, e.g. about morning, afternoon, evening, day, tonight, good night.	28/7/5
x	Identify and talk about different times of the day (morning, afternoon, evening, night).	29/7/5
x	Identify prepositions of time (at, on, off).	30/7/5
	Ask about activities happening at the moment or speaking using the Present Progressive (Affirmative, Negative, Interrogative and short answers).	31/7/5
x	Identify occupations and talk about what someone does using the Present simple (Affirmative, Negative, Interrogative and short answers).	32/7/5
	Ask and answer about possession using the Possessive Case and reflexive.	33/7/5
	Identify and talk about clothes.	34/7/5
x	Follow a short simple text while listening to the audio recording.	35/7/5



مستوى	مؤشر	مؤشر
	By the end of the year students will be able to:	
x	Reading	Read and count cardinal numbers to 100.
		Read and count ordinal numbers from 1 st to 10 th .
x		Read and comprehend simple sentences.
x		Read simple short illustrated stories.
x	Writing	Spell accurately a small number of high frequency words.
x		Write short simple words/phrases to complete a paragraph.
x		Write short simple sentences to convey basic personal information.
x		Apply basic rules of punctuation (e.g. use capital letters, full stops, commas, question marks).
x		Write short answers to written questions.
		Use the definite and indefinite article (a/an, the).
x		Refer to people and things using demonstratives (this, that, these, those).
		Link ideas with <i>because</i> and <i>and</i> .
		Link ideas with <i>but</i> .
		Link ideas with <i>or</i> .
		36/7/5
		37/7/5
		38/7/5
		39/7/5
		40/7/5
		41/7/5
		42/7/5
		43/7/5
		44/7/5
		45/7/5
		46/7/5
		47/7/5
		48/7/5
		49/7/5



Term 1

WORKBOOK
2

WE CAN!



وزارة التعليم
Ministry of Education
2023 - 1445

Mc
Graw
Hill



Contents

Workbook		
Unit 1	Feelings	45
Unit 2	Things We Wear	53
Unit 3	Things We Do	61

We Can! Student's Book 2

We Can! Copyright © 2009 by McGraw-Hill Education

Adaptation Copyright © 2024 by McGraw-Hill Education (UK) Limited

Published by arrangement with McGraw Hill LLC

ALL RIGHTS RESERVED. NO PART OF THIS BOOK MAY BE REPRODUCED OR TRANSMITTED IN ANY FORM OR BY ANY MEANS, ELECTRONIC OR MECHANICAL, INCLUDING PHOTOCOPYING, RECORDING OR BY INFORMATION STORAGE AND RETRIEVAL SYSTEMS, WITHOUT PERMISSION IN WRITING FROM MCGRAW HILL.

ISBN: 9781398928121

Series consultant: Mayumi Tabuchi

Project manager: Judy MacDonald, **Development editor:** Steve Longworth, **Editor:** Anne Tseng,

Production manager: Alfonso Reyes, **Designer:** Kate Vandestadt, Vandestadt Design, **Design supervision:** Peter Shaw



© 2024. Exclusive rights by McGraw-Hill Education (UK) Limited for manufacture and export. This book cannot be re-exported from the country to which it is sold by McGraw-Hill Education (UK) Limited.

وزارة التعليم
Ministry of Education

2023 - 1445

Unit 1 Feelings



Goal 1 CD3 02 Feelings: Talk Time

I can greet my teacher and ask "How are you?"

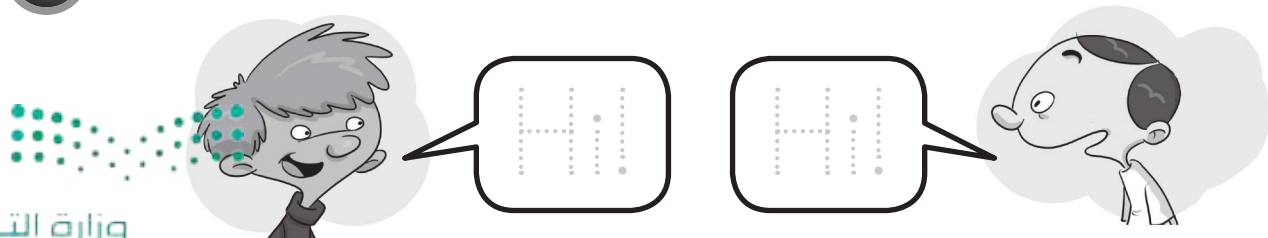
I listened to CD3 02 days this week.

Name _____ Class _____

1 Listen, point, and practice. Trace.



2 Join the dots. Read.





Goal 2 CD3 03 Feelings: Talk Time


I can say "I'm first, second, third ..."

I listened to CD3 03 days this week.

Name _____ Class _____

1 Listen, point, and practice. Trace and write.

A Hi, _____! How _____?



B I'm fine.

2 Match and write.



second fifth first

fourth third

1. I'm first _____.

2. I'm _____.

3. _____.

4. _____.

5. _____.

Goal 3 CD3 04 Feelings: Rhythms and Listening


I can chant the *If You're Happy and You Know It* chant with a partner.

I listened to CD3 04 days this week.

Name _____ Class _____



1 Listen, say, and do.



2 Listen, chant, and do. Trace.

If you're happy
and you know it,
Clap your hands.



If you're happy and you know it,
Clap your hands. (, )

If you're happy and you know it,
Then your face will surely show it.

If you're happy and you know it,
Clap your hands. (, )





Goal 4 CD3 05 Feelings: Rhythms and Listening

I can play the Confusion Game with a partner and say "sixth, seventh, eighth, ..."

I listened to CD3 05 days this week.

Name _____ Class _____



1 Listen and touch.



2 Listen and match. Write.

d a f i c j h g b e

1. e is the _____ letter of the alphabet.

2. h is the _____.

3. i _____.

first	_____	sixth	_____
second	_____	seventh	_____
third	_____	eighth	_____
fourth	_____	ninth	_____
fifth	_____	tenth	_____

3 Join the dots. Write.



f _____



h _____

Goal 5 CD3 06 Feelings: Words in Action

I can act out three feelings.

I listened to CD3 06 days this week.

Name _____ Class _____



1 Listen, point, and practice. Do the actions.

Trace.

I'm hungry.



I'm thirsty.



I'm hot.



I'm cold.



I'm sleepy.




I'm scared.



2 Find and circle six feeling words.



hungryscaredcoldsleepyhotthirsty





Goal 6 CD3 07 Feelings: Words in Action

I can ask a friend "What's the matter?"

I listened to CD3 07 days this week.

Name _____ Class _____

1 Listen, point, and practice. Trace.

A What's the matter?



2 Unscramble the words.

1. l o c d = _____

2. r n h g u y = _____

3. y e e l p s = _____

4. o t h = _____



Goal 7 CD3 08 Feelings: Phonics
















I can listen and point at the right pictures and words.

I listened to CD3 08 days this week.

Name _____ Class _____



1 Listen, point at the pictures and words, and say.

apple 	cap 	tap 	hat 
cat 	apron 	cape 	tape 
cake 	vase 	face 	ink 
pin 	Tim 	iron 	pine 
			time 

2 Write the missing letters and read.

c__p c__t __ron __ppl__

c__p__ c__k__ p__n __pr__n

t__p v__s__ p__n__

t__p__ f__c__ T__m

h__t

__nk t__m__



Goal 8 CD3 09 Feelings: Phonics


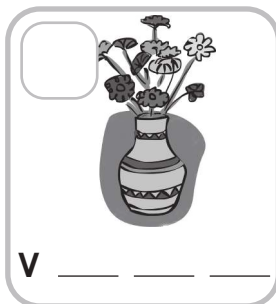
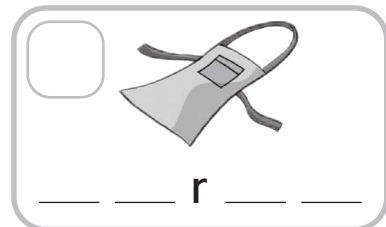
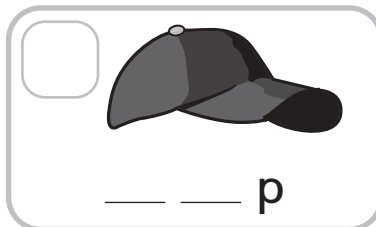
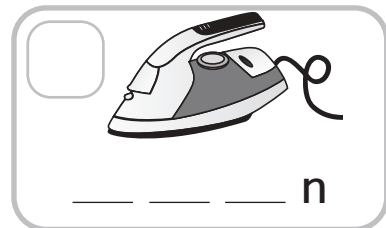

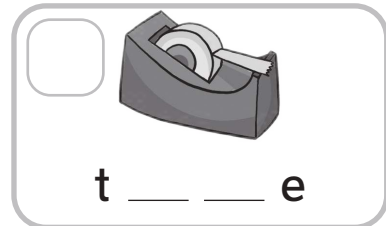


I can say, read, and write the sounds for a, apple; a, cape; i, pin; i, pine by myself.

I listened to CD3 09 days this week.

Name _____ Class _____



1 Listen, number the pictures, and say.



2 Write the missing letters.

Unit 2 Things We Wear

Goal 9 CD3 10 Things We Wear: Talk Time

I can ask "Whose ... is this?"

I listened to CD3 10 days this week.

Name _____ Class _____



1 Listen, point, and practice.

2 Read and write the missing letters.

1. Whose **a**  is this? It's mine.

2. Whose **e**  is this? It's not mine.

3. Whose **a**  is this? It's mine.

4. Whose **u**  is this? It's not mine.

3 Draw lines and match.



mouse



squirrel



boy



candy



cheese



acorn



Goal 10 CD3 11 Things We Wear: Talk Time



I can meet someone and say "I like your ..."

I listened to CD3 11 days this week.

Name _____ Class _____

1 Listen, point, and practice. Trace.

A I like your hat.

B Thank you.

A I like your T-shirt.

B Thank you.

A I like your jacket.

B Thank you.

2 Listen and point.

It's my hat.

It's not mine.

Goal 11 CD3 12 Things We Wear: Rhythms and Listening

I can chant the *Who is Wearing Green?* chant.

I listened to CD3 12 days this week.

Name _____ Class _____



1 Listen and chant. Trace.

Green, green, green, green.

Who is wearing
green today?

Green, green, green, green.

Who is wearing green?

I am wearing
green today.

Look at me,

And you will see,


That I am wearing green today.



2 Read and color his clothes.

He is wearing a yellow T-shirt,
blue pants, and a brown jacket.

His cap is red.





Goal 12 CD3 13 Things We Wear: Rhythms and Listening

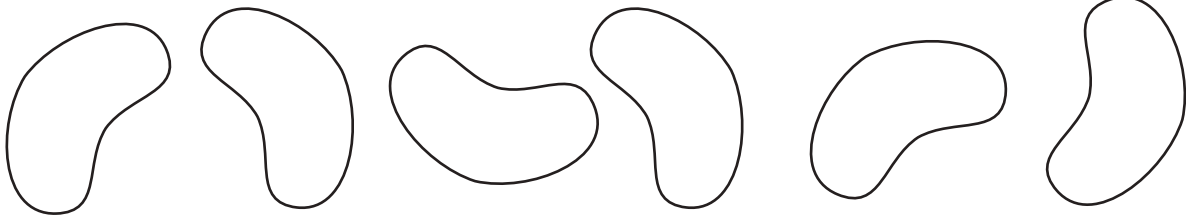
I can say three colors that I'm wearing today.

I listened to CD3 13 days this week.

Name _____ Class _____



1 Listen and color.



purple red pink white black blue

2 Listen and write the color.

1. I'm wearing _____ today.
2. I'm wearing _____ today.
3. I'm wearing _____ today.
4. I'm wearing _____ today.
5. I'm wearing _____ today.
6. I'm wearing _____ today.

3 Write two things you are wearing today.

I'm wearing _____

and _____ today.

Goal 13 CD3 14 Things We Wear: Words in Action

I can say the names of five things that you can wear.

I listened to CD3 14 days this week.

Name _____ Class _____



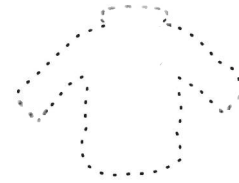
1 Listen, point, and practice.

I'm wearing ...

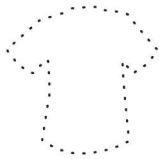
2 Join the dots, color, and trace.



a cap



2. a sweater



a T-shirt



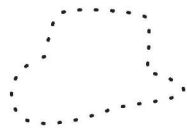
4. sunglasses



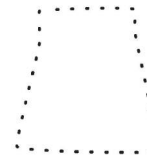
a jacket



6. jeans



a hat



8. a skirt



a blouse



10. shoes





Goal 14 CD3 15 Things We Wear: Words in Action

I can name two things I am wearing, saying "I'm wearing ... and ... today."

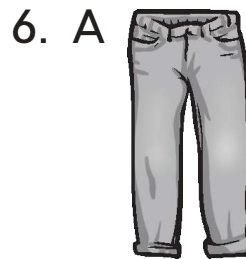

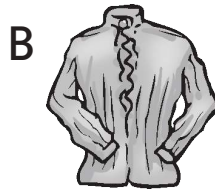
I listened to CD3 15 days this week.

Name _____ Class _____



1 Listen, point, and practice.

2 Listen and circle A or B.



3 Write two things your friend is wearing today.

My friend is wearing _____

and _____ today.

Goal 15 CD3 16 Things We Wear: Phonics

I can tell if the words start with p or b.

I listened to CD3 16 days this week.

Name _____ Class _____



1 Listen and practice.

2 Listen and circle p or b.



p or b

p or b

p or b

p or b

p or b

p or b

3 Write the missing letters. Trace.

			4/1		e	d	5
3		e	a	r			e
			n				n
	2		a	n	d	a	
			n				
	6		a	r	r	o	t



Goal 16 CD3 17 Things We Wear: Phonics

I can say two words that begin with p and two words that begin with b.

I listened to CD3 17 days this week.

Name _____ Class _____



1 Listen, point, and practice. Trace.

1. panda / pizza




2. bear / banana

3. bear / bed



4. panda / pen

5. banana / box



2 Make the sounds.



p p p p b b b b p p p b b b p p b b p b

Unit 3 Things We Do

Goal 17 CD3 18 Things We Do: Talk Time

I can act out the telephone talks with a partner.


I listened to CD3 18 days this week.

Name _____ Class _____



1 Listen, point, and practice. Trace.

A Hello. Can I speak to Joe?



B Speaking.



A What are you doing?

B I'm doing my homework.

A What's your dad doing?

B He's watching TV.





Goal 18 CD3 19 Things We Do: Talk Time



I can have a telephone conversation in English.

I listened to CD3 19 days this week.

Name _____ Class _____

- 1 Listen, point, and practice. Say your name.
- 2 Speak English with your family or friends.

A Hello. Can I speak to _____?

B Speaking.

A What are you doing?

B I'm watching TV.

A Good-bye.

B Bye.



Goal 19 CD3 20 Things We Do: Rhythms and Listening

I can chant the *What Are You Doing?* chant.

I listened to CD3 20 days this week.

Name _____ Class _____



1 Listen and chant. Trace.

What are you doing?

I'm doing karate,

doing karate, doing karate.

What are you doing?

I'm doing karate, and how about you?



What are you doing?

I'm playing football,

playing football, playing football.

What are you doing?

I'm playing football, and how about you?



2 Match the words.

doing

playing

watching

homework

karate

TV

football





Goal 20 CD3 21 Things We Do: Rhythms and Listening

I can play the True or False Action Game with a friend.


I listened to CD3 21 days this week.

Name _____ Class _____




1 Listen, point, and practice. Trace.

A I'm playing football.



B False!

A I'm playing computer games.



B True!

2 Listen and circle T (True) or F (False).

I'm playing football.



1. T F

I'm playing computer games.



2. T F

I'm doing karate.



3. T F

I'm doing karate.



4. T F



Goal 21 CD3 22 Things We Do: Words in Action


I can play the Card Snap Game with friends.

I listened to CD3 22 days this week.

Name _____ Class _____



1 Listen, point, and practice.



2 Listen and play. Touch the cards as quickly as you can.

1
I'm doing my homework.

2
I'm playing football.

3
I'm watching TV.

4
I'm eating snacks.

5
I'm playing computer games.

6
I'm doing karate.



Goal 22 CD3 23 Things We Do: Words in Action



I can say two things when asked "What are you doing?"

I listened to CD3 23 days this week.

Name _____ Class _____

1 Listen, point, and practice. Trace.

What are you doing?




I'm eating snacks.

I'm playing football.



I'm watching TV.



I'm doing nothing!



Goal 23 CD3 24 Things We Do: Phonics

I can tell if the words start with t or d.

I listened to CD3 24 days this week.

Name _____ Class _____



1 Listen and practice.

2 Listen and circle t or d.



t or d



t or d



t or d



t or d



t or d



t or d

3 Write the missing letters t or d. Trace. Copy.

1. ___ iger

.....
.....

2. ___ oll

.....
.....

3. ___ oor

.....
.....

4. ___ elephone

.....
.....

5. ___ omato

.....
.....

6. ___ uck

.....
.....





Goal 24 CD3 25 Things We Do: Phonics

I can say two words that begin with t or d and describe things.

I listened to CD3 25 days this week.

Name _____ Class _____

1 Listen, point, and practice. Trace.



1.

tiger / tomato



2.

door / doll



3.

tomato / telephone



4.

doll / duck

2 Write the missing letters.

A. It's t _ _ _ .



B. It's _ _ _ o r _ _ .



C. It's f _ _ _ .



D. It's _ _ _ _ l l .

